

FOR LEASE
OFFERING MEMORANDUM



14 Wanaque Avenue

14 Wanaque Ave
Pompton Lakes NJ 07442

Carlo Caparruva
Principal
(973) 467-0986
carlo@midtowncre.com

Etan Tamman
Managing Director
(973) 467-0986
etan@midtowncre.com



THE SPACE

Location	14 Wanaque Ave, Pompton Lakes, NJ, 07442
COUNTY	Morris
Traffic Count	15,000

HIGHLIGHTS

- 1,105 SF Available
- Co-Tenants Include H&R Block, Deli, Nail Salon, Chiropractor, Thatcher McGee's
- Across the street from Planet Fitness, Wendys, TD Bank, and Atlantic Health
- NJ Transit bus stop outside of the center
- 15,000 AAPD



POPULATION

1 MILE	3 MILE	5 MILE
7,664	55,546	115,307



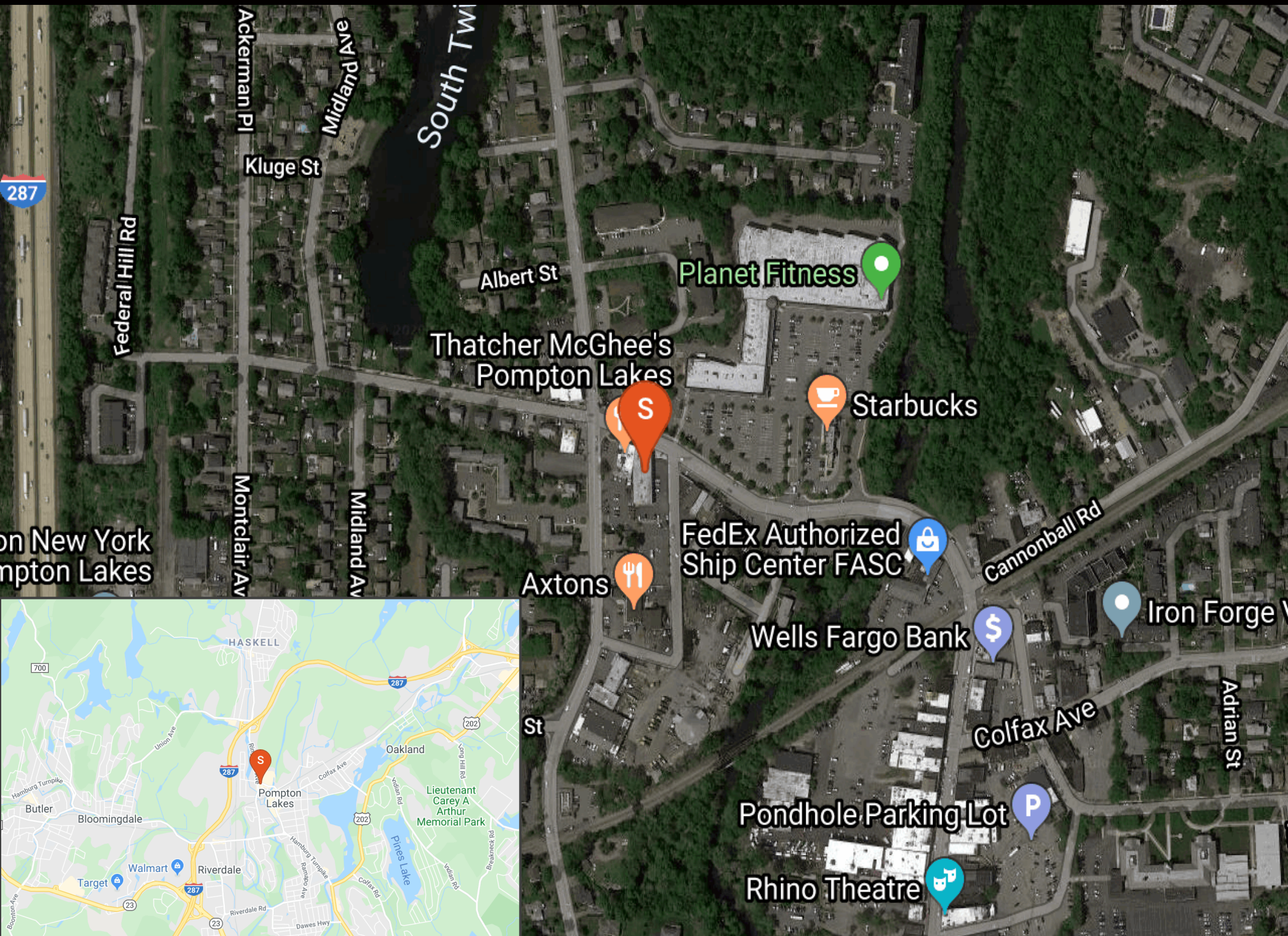
AVERAGE HOUSEHOLD INCOME

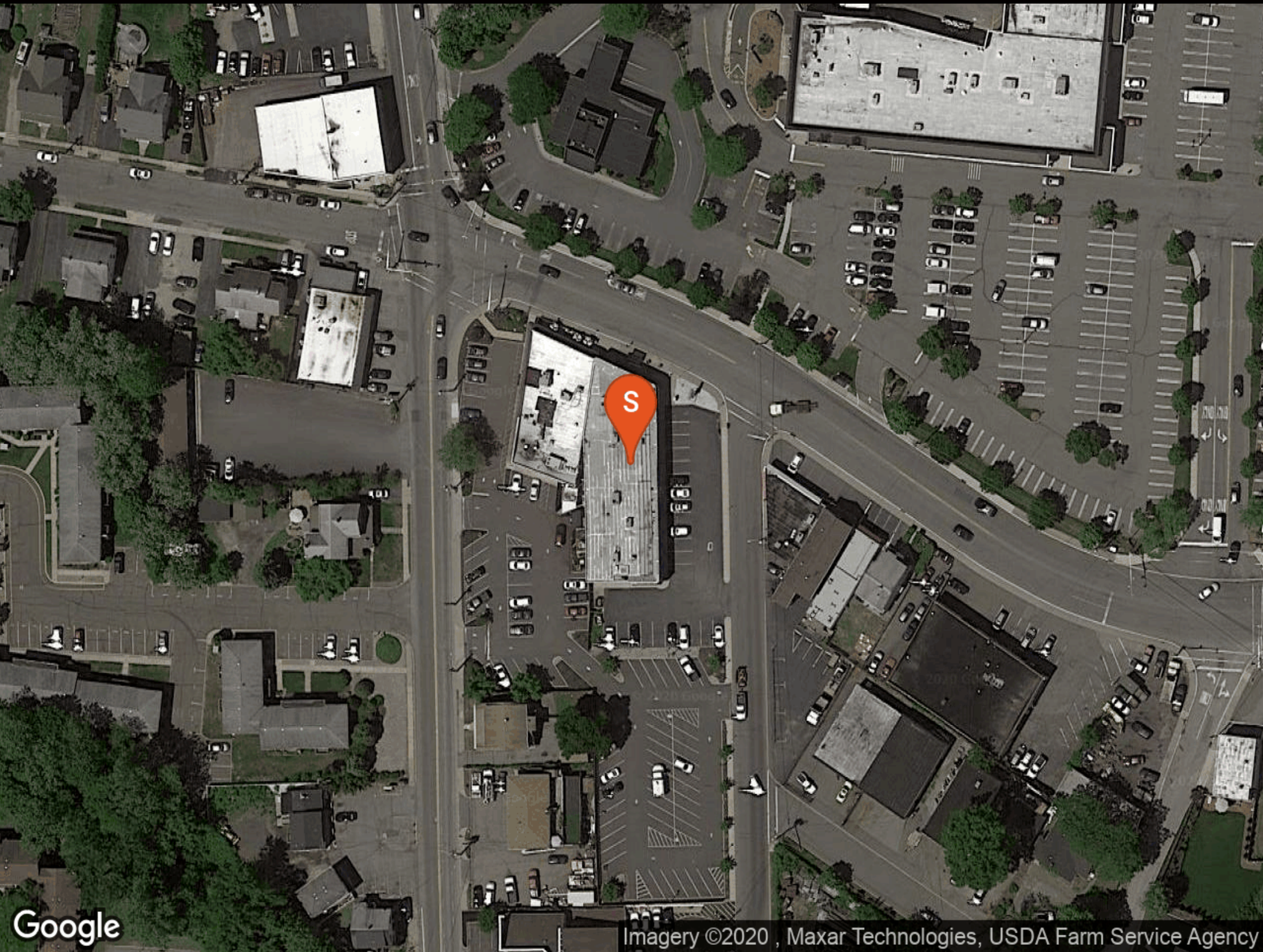
1 MILE	3 MILE	5 MILE
\$103,048	\$122,594	\$141,375



NUMBER OF HOUSEHOLDS

1 MILE	3 MILE	5 MILE
2,867	21,312	42,318





POPULATION	1 MILE	3 MILE	5 MILE
2000 Population	7,221	49,811	106,300
2010 Population	7,528	52,934	111,843
2019 Population	7,664	55,546	115,307
2024 Population	7,773	56,727	117,144
2019 African American	174	987	1,863
2019 American Indian	11	111	192
2019 Asian	559	3,190	7,496
2019 Hispanic	1,322	7,148	12,479
2019 Other Race	452	2,094	3,059
2019 White	6,225	47,979	100,338
2019 Multiracial	243	1,183	2,340
2019-2024: Population: Growth Rate	1.40 %	2.10 %	1.60 %
2019 HOUSEHOLD INCOME	1 MILE	3 MILE	5 MILE
less than \$15,000	151	807	1,484
\$15,000-\$24,999	118	884	1,519
\$25,000-\$34,999	102	1,047	1,898
\$35,000-\$49,999	314	1,913	3,136
\$50,000-\$74,999	461	3,081	5,340
\$75,000-\$99,999	522	3,249	5,883
\$100,000-\$149,999	689	4,575	9,315
\$150,000-\$199,999	298	3,060	6,192
\$200,000 or greater	213	2,695	7,551
Median HH Income	\$86,771	\$96,789	\$106,966
Average HH Income	\$103,048	\$122,594	\$141,375

HOUSEHOLDS	1 MILE	3 MILE	5 MILE
2000 Total Housing	2,749	18,258	38,042
2010 Total Households	2,856	20,381	41,231
2019 Total Households	2,867	21,312	42,318
2024 Total Households	2,897	21,743	42,912
2019 Average Household Size	2.65	2.56	2.69
2000 Owner Occupied Housing	1,880	14,474	31,679
2000 Renter Occupied Housing	812	3,376	5,585
2019 Owner Occupied Housing	1,937	16,395	34,024
2019 Renter Occupied Housing	929	4,917	8,294
2019 Vacant Housing	125	1,012	1,846
2019 Total Housing	2,992	22,324	44,164
2024 Owner Occupied Housing	2,002	16,925	34,852
2024 Renter Occupied Housing	896	4,819	8,060
2024 Vacant Housing	129	1,053	1,931
2024 Total Housing	3,026	22,796	44,843
2019-2024: Households: Growth Rate	1.05 %	2.00 %	1.40 %

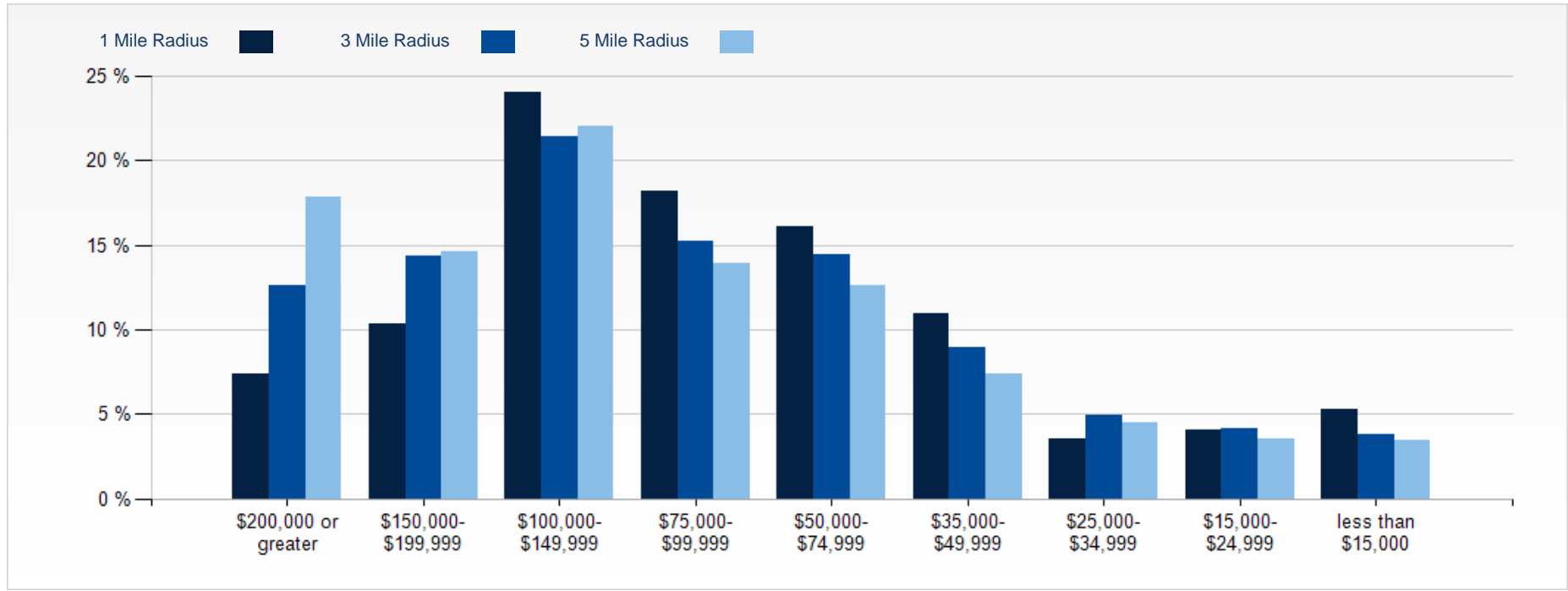
2019 POPULATION BY AGE	1 MILE	3 MILE	5 MILE
2019 Population Age 30-34	517	3,140	6,153
2019 Population Age 35-39	569	3,482	6,659
2019 Population Age 40-44	541	3,401	6,656
2019 Population Age 45-49	513	3,717	7,848
2019 Population Age 50-54	542	4,039	8,838
2019 Population Age 55-59	605	4,348	9,542
2019 Population Age 60-64	547	3,861	8,294
2019 Population Age 65-69	425	3,168	6,740
2019 Population Age 70-74	330	2,689	5,603
2019 Population Age 75-79	222	2,148	4,276
2019 Population Age 80-84	140	1,797	3,311
2019 Population Age 85+	164	2,317	4,112
2019 Population Age 18+	6,168	44,811	92,013
2019 Median Age	42	45	46

2019 INCOME BY AGE	1 MILE	3 MILE	5 MILE
Median Household Income 25-34	\$84,526	\$93,068	\$99,063
Average Household Income 25-34	\$101,237	\$113,021	\$119,488
Median Household Income 35-44	\$101,772	\$113,470	\$126,349
Average Household Income 35-44	\$116,810	\$137,078	\$156,776
Median Household Income 45-54	\$104,700	\$127,080	\$144,716
Average Household Income 45-54	\$119,545	\$155,017	\$184,399
Median Household Income 55-64	\$94,236	\$110,587	\$126,663
Average Household Income 55-64	\$111,297	\$141,378	\$166,777
Median Household Income 65-74	\$71,543	\$81,820	\$87,735
Average Household Income 65-74	\$88,745	\$108,630	\$119,246
Average Household Income 75+	\$59,455	\$73,988	\$76,513

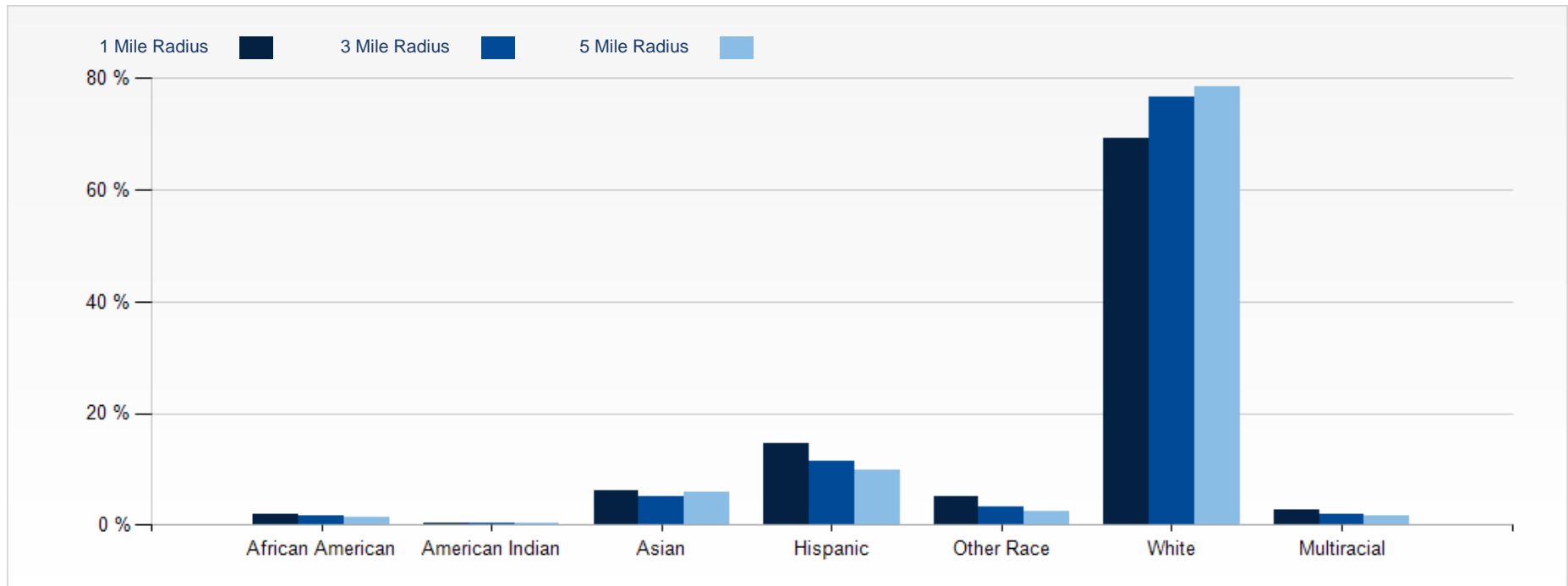
2024 POPULATION BY AGE	1 MILE	3 MILE	5 MILE
2024 Population Age 30-34	557	3,435	6,851
2024 Population Age 35-39	562	3,667	7,484
2024 Population Age 40-44	580	3,814	7,491
2024 Population Age 45-49	542	3,548	7,077
2024 Population Age 50-54	514	3,761	8,028
2024 Population Age 55-59	525	3,939	8,601
2024 Population Age 60-64	561	4,080	8,918
2024 Population Age 65-69	494	3,631	7,766
2024 Population Age 70-74	377	2,906	6,156
2024 Population Age 75-79	278	2,584	5,176
2024 Population Age 80-84	176	2,113	3,950
2024 Population Age 85+	160	2,431	4,345
2024 Population Age 18+	6,318	46,290	94,970
2024 Median Age	43	46	46

2024 INCOME BY AGE	1 MILE	3 MILE	5 MILE
Median Household Income 25-34	\$90,709	\$102,199	\$106,294
Average Household Income 25-34	\$113,607	\$127,371	\$134,570
Median Household Income 35-44	\$109,318	\$126,528	\$146,264
Average Household Income 35-44	\$134,761	\$157,826	\$181,312
Median Household Income 45-54	\$112,102	\$140,536	\$156,225
Average Household Income 45-54	\$135,465	\$172,969	\$203,879
Median Household Income 55-64	\$104,748	\$124,547	\$144,872
Average Household Income 55-64	\$129,818	\$160,820	\$188,823
Median Household Income 65-74	\$78,994	\$89,562	\$97,334
Average Household Income 65-74	\$103,414	\$127,274	\$139,523
Average Household Income 75+	\$71,233	\$88,450	\$90,648

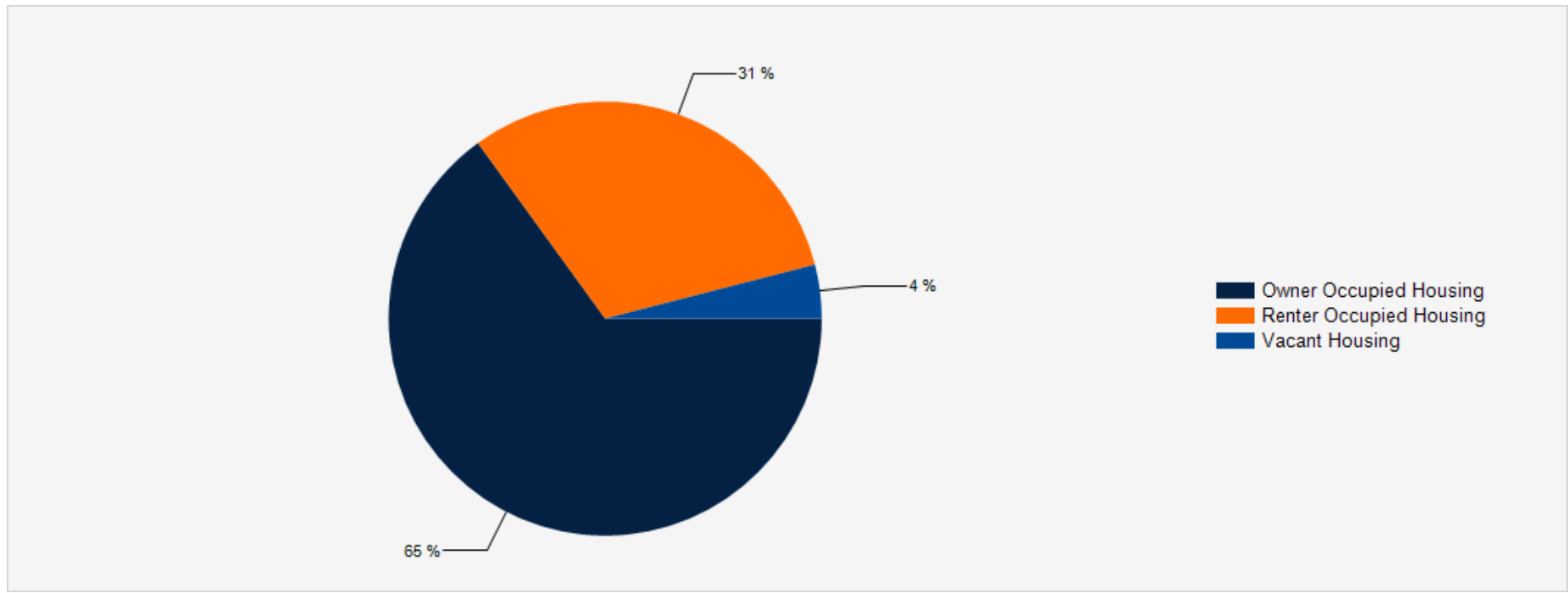
2019 Household Income



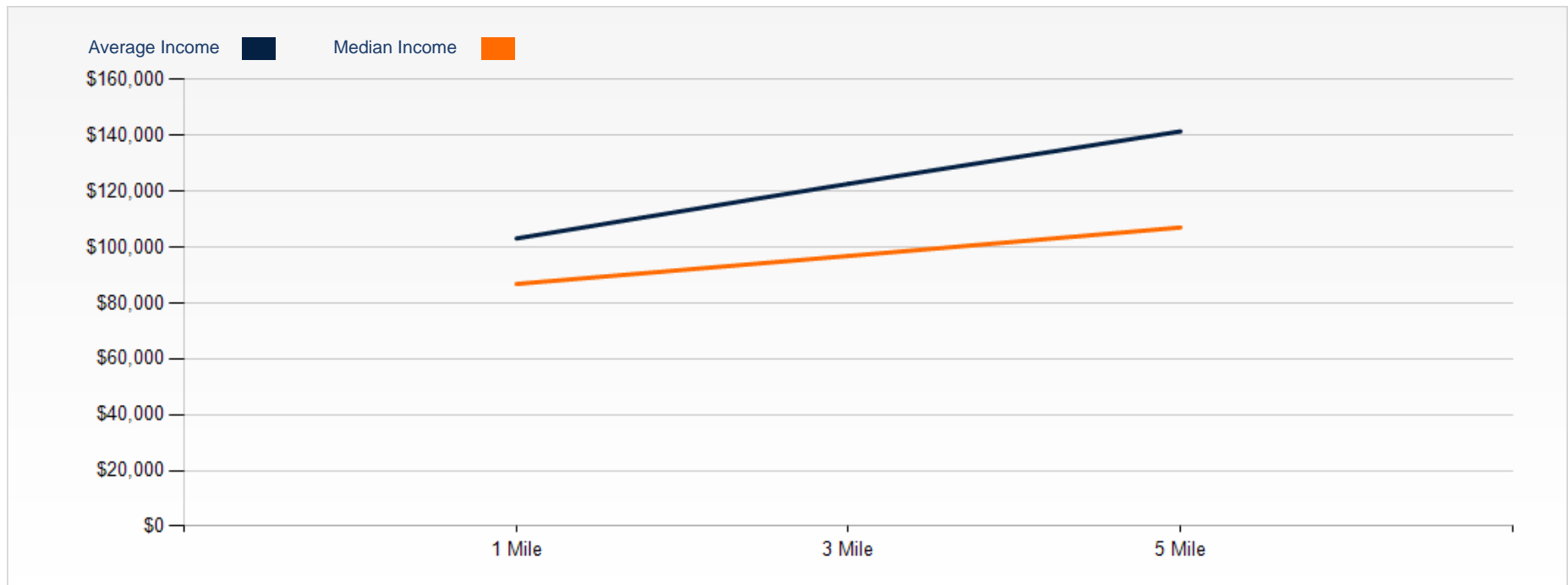
2019 Population by Race



2019 Household Occupancy - 1 Mile Radius



2019 Household Income Average and Median



CONFIDENTIALITY and DISCLAIMER

The information contained in the following offering memorandum is proprietary and strictly confidential. It is intended to be reviewed only by the party receiving it from Midtown Commercial Realty LLC LC and it should not be made available to any other person or entity without the written consent of Midtown Commercial Realty LLC LC.

By taking possession of and reviewing the information contained herein the recipient agrees to hold and treat all such information in the strictest confidence. The recipient further agrees that recipient will not photocopy or duplicate any part of the offering memorandum. If you have no interest in the subject property, please promptly return this offering memorandum to Midtown Commercial Realty LLC LC. This offering memorandum has been prepared to provide summary, unverified financial and physical information to prospective purchasers, and to establish only a preliminary level of interest in the subject property.

The information contained herein is not a substitute for a thorough due diligence investigation. Midtown Commercial Realty LLC LC has not made any investigation, and makes no warranty or representation with respect to the income or expenses for the subject property, the future projected financial performance of the property, the size and square footage of the property and improvements, the presence or absence of contaminating substances, PCBs or asbestos, the compliance with local, state and federal regulations, the physical condition of the improvements thereon, or financial condition or business prospects of any tenant, or any tenant's plans or intentions to continue its occupancy of the subject property.

The information contained in this offering memorandum has been obtained from sources we believe reliable; however, Midtown Commercial Realty LLC LC has not verified, and will not verify, any of the information contained herein, nor has Midtown Commercial Realty LLC LC conducted any investigation regarding these matters and makes no warranty or representation whatsoever regarding the accuracy or completeness of the information provided. All potential buyers must take appropriate measures to verify all of the information set forth herein. Prospective buyers shall be responsible for their costs and expenses of investigating the subject property.

Exclusively Marketed by:

Carlo Caparruva
Principal

(973) 467-0986
carlo@midtowncre.com

Etan Tammam
Managing Director

(973) 467-0986
etan@midtowncre.com

